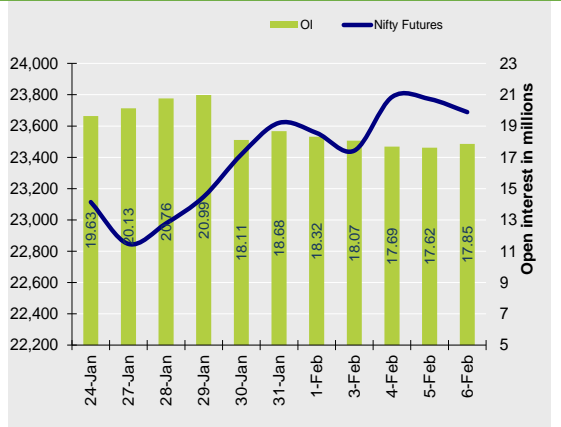


Nifty Snapshot

	Close	Prv Cl.	Ab chg	% chg
Spot	23,603.35	23,696.30	-92.95	-0.39
Futures	23,688.90	23,772.60	-83.70	-0.35
OI(ml shr)	17.85	17.62	0.24	1.35
Vol (lots)	59147	55352	3795	6.86
COC	85.55	76.30	9.25	12.1
PCR-OI	0.95	0.97	-0.02	-2.4

Nifty Futures Price v/s OI



Institutional Activity in previous trading session

(in Rs cr.)	Buy	Sell	Net
Index Futures	2082.05	3303.58	-1221.53
Index Options	2085195.65	2072759.41	12436.24
Stock Futures	22489.55	28950.42	-6460.87
Stock Options	63379.80	64924.46	-1544.66
FII Cash	13,469.82	17,019.77	-3,549.95
DII Cash	11,546.06	8,824.40	2,721.66

Net FII Activity (in Rs cr.)

Date	Idx Fut	Stk Fut	Idx Opt	Cash
6-Feb	-1221.5	-6460.9	12436.2	-3550
5-Feb	633.1	-2638.6	-15691.0	-1683
4-Feb	5353.5	7473.7	9022.9	809
3-Feb	-1667.3	-1512.2	-21659.5	-3958
1-Feb	165.3	928.2	3312.5	-1327
31-Jan	-209.2	4192.6	-38042.3	-1189

Technical Pivot (Intraday):

	S2	S1	PIVOT	R1	R2
NIFTY	23555	23620	23730	23795	23905
BANKNIFTY	50200	50405	50555	50760	50915

(Price is in Rs; OI is in million units; Price chg and OI chg are in percentage) **NB RESEARCH**

Fresh Longs seen in:

Scrip	Price	Price chg	OI	OI Chg
INFY	1923.0	0.9	39.5	7.8
CHAMBLFERT	517.8	0.0	8.1	7.0
SUNPHARMA	1750.2	0.1	15.8	6.3

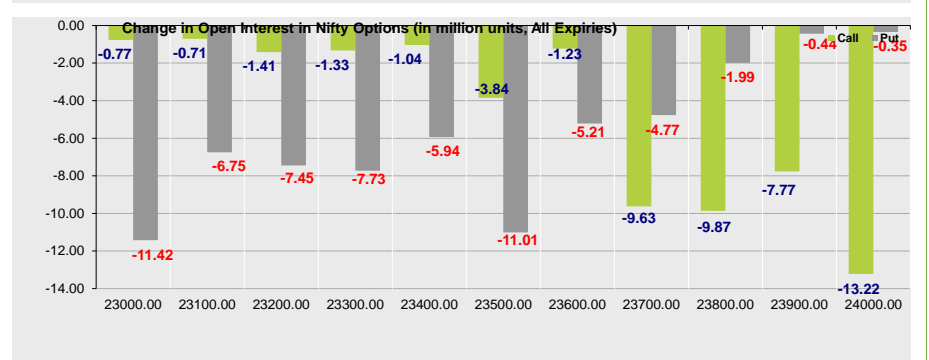
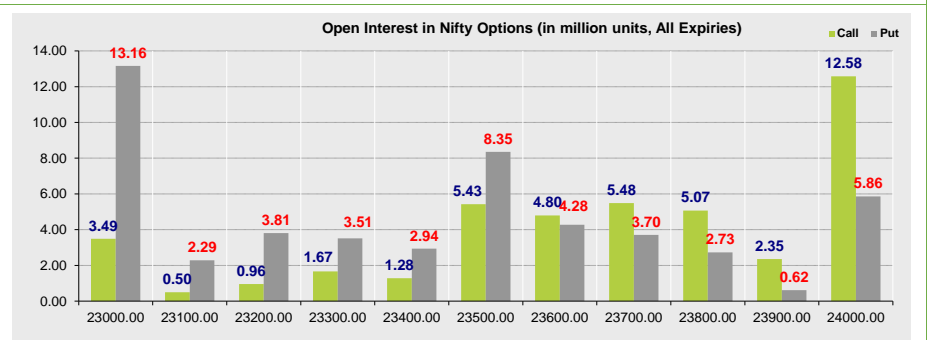
Short Covering seen in:

Scrip	Price	Price chg	OI	OI Chg
METROPOLIS	1853.2	3.7	0.9	-10.9
SONACOMS	534.1	3.5	7.5	-10.0
CUMMINSIND	2952.6	1.2	4.4	-7.7

Summary

- Indian markets closed on negative note where selling was mainly seen in Automobiles, Realty, Metals Sectors. Nifty Feb Futures closed at 23688.90 (down 83.70 points) at a premium of 85.55 pts to spot.
- FII were net sellers in Cash to the tune of 3549.95 Cr and were net sellers in index futures to the tune of 1221.23 Cr.
- India VIX increased by 0.65% to close at 14.18 touching an intraday high of 14.64.

Open Interest in Nifty Options:



- The above second chart shows previous trading day's change in Nifty options where Liquidation in OI were seen in 24000, 23900, 23800, 23700 strike Calls and at 23500, 23600, 23700 strike Puts indicating market is likely to remain range bound in the near term.
- Highest OI build-up is seen at 24000 strike Calls and 23000 strike Puts, to the tune of 12.58mn and 13.16mn respectively.

Outlook on Nifty:

Index is likely to open on a flattish note today and is likely to remain range bound during the day.

NIFTY50 Options OI (CE OI = Resistance) (PE OI = Support)			
Symbol	Highest CE OI	Highest PE OI	CMP
ADANIPTS	1200	1100	1166
ADANIENT	2800	2800	2319
ASIANPAINT	2400	2100	2275
AXISBANK	1050	1000	1025
BAJAJ-AUTO	10000	8500	8889
BAJAJFINSV	1860	1700	1796
BAJFINANCE	9000	8000	8517
BHARTIARTL	1700	1600	1623
BPCL	270	250	264
BRITANNIA	5000	5000	4965
CIPLA	1500	1260	1474
COALINDIA	400	450	380
DIVISLAB	6200	5400	6145
DRREDDY	1240	1200	1236
EICHERMOT	5500	4500	5366
GRASIM	2600	2400	2508
HCLTECH	1760	1540	1729
HDFCBANK	1760	1700	1749
HDFCLIFE	700	540	634
HEROMOTOCO	4400	4200	4217
HINDALCO	610	600	598
HINDUNILVR	2600	2400	2380
ICICIBANK	1300	1200	1278
ITC	460	400	438
INDUSINDBK	1100	1100	1068

NIFTY50 Options OI (CE OI = Resistance) (PE OI = Support)			
Symbol	Highest CE OI	Highest PE OI	CMP
INFY	1920	1900	1923
IOC	130	120	126
JSWSTEEL	950	800	951
KOTAKBANK	2000	1800	1925
LT	3600	3300	3369
LTIM	6000	5500	5960
M&M	3300	3000	3154
MARUTI	13200	12000	13126
NESTLEIND	2400	2100	2230
NTPC	340	390	314
ONGC	270	240	252
POWERGRID	300	280	279
RELIANCE	1300	1200	1287
SBILIFE	1600	1460	1471
SBIN	800	700	756
SUNPHARMA	1800	1700	1750
TATACONSUM	1100	900	1025
TATAMOTORS	800	700	713
TATASTEEL	140	160	133
TCS	4200	4000	4091
TECHM	1800	1600	1675
TITAN	3600	3200	3426
ULTRACEMCO	12000	11000	11529
UPL	580	600	646
WIPRO	359	300	319

OI against MWPL

Symbol	MWPL	Open Interest	Limit for next day	% OI
MANAPPURAM	109606743	95910000	8216405	88%
HINDCOPPER	65482129	54399200	7808822	83%
BANDHANBNK	193371093	154904400	28798138	80%
PNB	687763516	533776000	119599340	78%
AARTIIND	41800237	31792000	7918225	76%
CANBK	672420574	491555250	147244295	73%
SAIL	289139949	211208000	63474951	73%
HUDCO	100095000	72446875	22643375	72%
GRANULES	29658038	20208000	7967136	68%
INDUSINDBK	120801433	82233000	32528361	68%
BANKBARODA	372635498	252784350	101219373	68%
IRFC	356413800	241448400	97144710	68%
ABCAPITAL	162341346	108045900	46178378	67%
NMDC	689383367	441382500	213531698	64%
MGL	13335005	8528000	4140254	64%
LICHSGFIN	60244101	38003000	19228895	63%
LTF	168347815	105401364	54529060	63%
TATACHEM	31601465	19611900	10409491	62%
BHEL	256482590	155216250	88442210	61%
PVRINOX	14240977	8611713	4917215	60%
IDEA	8405889130	5070120000	2915474673	60%
CONCOR	55081874	33149000	19178780	60%
RBLBANK	121553638	71797500	43678456	59%
CHAMBLFERT	31728204	18720700	11421093	59%
PEL	24051388	14169000	8679818	59%
ABFRL	121576670	70608200	44889636	58%
ACC	16266067	9404100	6048663	58%
HAL	37934515	21522750	14515039	57%
LAURUSLABS	78079655	44013000	30162672	56%
IRCTC	60165566	33873000	23284287	56%
KALYANKJIL	76642895	43106275	29704475	56%
GNFC	17249403	9656400	6730532	56%
BIOCON	93979873	52395000	36885879	56%

OI against MWPL

Symbol	MWPL	Open Interest	Limit for next day	% OI
CANFINHOME	18644752	10359375	7353139	56%
METROPOLIS	5183181	2869600	2054421	55%
ANGELONE	11629844	6366000	4682351	55%
EXIDEIND	91809066	49321800	37896812	54%
CDSL	35530000	18527600	15225900	52%
ADANIENIT	60081955	30806400	26271457	51%
BSOFT	32732991	16629000	14467341	51%
DIXON	8118813	4092400	3620472	50%
INDUSTOWER	263605264	130590600	119834400	50%

Derivative Recommendations:

Stock Name	Call (Buy/Sell)	Entry price	Targets	Stop Loss	Duration	Status
SRF (Bull Call spread)	Strategy	77	163	30	Positional	Open
BEL 275 PE	Buy	6.2	12	3	1-2 Days	Open

FROM THE EQUITY DERIVATIVE DESK:

NIRAV HARISH CHHEDA
AVP - DERIVATIVES AND TECHNICAL RESEARCH
E-Mail: nirav.chheda@nirmalbang.com
Tel no: 6273-8199/8000

AMIT BHUPTANI
SNR.DERIVATIVES AND TECHNICAL RESEARCH ANALYST
E-Mail: amit.bhuptani@nirmalbang.com
Tel no: 6273-8242/8000

DISCLOSURES

Research Reports that are published by Nirmal Bang Securities Private Limited (hereinafter referred to as "NBSPL") are for private circulation only. NBSPL is a registered Research Analyst under SEBI (Research Analyst) Regulations, 2014 having Registration no. INH000001766. NBSPL is also a registered Stock Broker with National Stock Exchange of India Limited, BSE Limited, Metropolitan Stock Exchange of India Limited, Multi Commodity Exchange of India Limited, National Commodity and Derivative Exchange Limited and Indian Commodity Exchange Limited in cash and Equity and Commodities derivatives segments.

NBSPL has other business divisions with independent research teams separated by Chinese walls, and therefore may, at times, have different or contrary views on stocks and markets.

NBSPL or its associates have not been debarred / suspended by SEBI or any other regulatory authority for accessing / dealing in securities Market. NBSPL, its associates or analyst or his relatives do not hold any financial interest (Except Investment) in the subject company. NBSPL or its associates or Analyst do not have any conflict or material conflict of interest at the time of publication of the research report with the subject company. NBSPL or its associates or Analyst or his relatives may or may not hold beneficial ownership of 1% or more in the subject company at the end of the month immediately preceding the date of publication of this research report.

NBSPL or its associates / analyst has not received any compensation / managed or co-managed public offering of securities of the company covered by Analyst during the past twelve months. NBSPL or its associates have not received any compensation or other benefits from the company covered by Analyst or third party in connection with the research report. Analyst has not served as an officer, director or employee of Subject Company. NBSPL / analyst has not been engaged in market making activity of the subject company.

Analyst Certification: The research analysts and authors of these reports, hereby certify that the views expressed in this research report accurately reflects my/our personal views about the subject securities, issuers, products, sectors or industries. It is also certified that no part of the compensation of the analyst(s) was, is, or will be directly or indirectly related to the inclusion of specific recommendations or views in this research. The analyst(s) principally responsible for the preparation of this research report and has taken reasonable care to achieve and maintain independence and objectivity in making any recommendations.

DISCLAIMER

This report is for the personal information of the authorized recipient and does not construe to be any investment, legal or taxation advice to you. NBSPL is not soliciting any action based upon it. Nothing in this research shall be construed as a solicitation to buy or sell any security or product, or to engage in or refrain from engaging in any such transaction. In preparing this research, we did not take into account the investment objectives, financial situation and particular needs of the reader.

This research has been prepared for the general use of the clients of NBSPL and must not be copied, either in whole or in part, or distributed or redistributed to any other person in any form. If you are not the intended recipient you must not use or disclose the information in this research in any way. Though disseminated to all the customers simultaneously, not all customers may receive this report at the same time. NBSPL will not treat recipients as customers by virtue of their receiving this report. This report is not directed or intended for distribution to or use by any person or entity resident in a state, country or any jurisdiction, where such distribution, publication, availability or use would be contrary to law, regulation or which would subject NBSPL & its group companies to registration or licensing requirements within such jurisdictions.

The report is based on the information obtained from sources believed to be reliable, but we do not make any representation or warranty that it is accurate, complete or up-to-date and it should not be relied upon as such. We accept no obligation to correct or update the information or opinions in it. NBSPL or any of its affiliates or employees shall not be in any way responsible for any loss or damage that may arise to any person from any inadvertent error in the information contained in this report. NBSPL or any of its affiliates or employees do not provide, at any time, any express or implied warranty of any kind, regarding any matter pertaining to this report, including without limitation the implied warranties of merchantability, fitness for a particular purpose, and non-infringement. The recipients of this report should rely on their own investigations.

This information is subject to change without any prior notice. NBSPL reserves its absolute discretion and right to make or refrain from making modifications and alterations to this statement from time to time. Nevertheless, NBSPL is committed to providing independent and transparent recommendations to its clients, and would be happy to provide information in response to specific client queries.

Before making an investment decision on the basis of this research, the reader needs to consider, with or without the assistance of an adviser, whether the advice is appropriate in light of their particular investment needs, objectives and financial circumstances. There are risks involved in securities trading. The price of securities can and does fluctuate, and an individual security may even become valueless. International investors are reminded of the additional risks inherent in international investments, such as currency fluctuations and international stock market or economic conditions, which may adversely affect the value of the investment. Opinions expressed are subject to change without any notice. Neither the company nor the director or the employees of NBSPL accept any liability whatsoever for any direct, indirect, consequential or other loss arising from any use of this research and/or further communication in relation to this research. Here it may be noted that neither NBSPL, nor its directors, employees, agents or representatives shall be liable for any damages whether direct or indirect, incidental, special or consequential including lost revenue or lost profit that may arise from or in connection with the use of the information contained in this report.

Copyright of this document vests exclusively with NBSPL. Our reports are also available on our website www.nirmalbang.com